

**How to remove Suprasorb® F**



To remove the dressing, lift an edge and then, in stages, pull it parallel to the skin in the direction of the hair growth.

This stretches the dressing, releasing its hold. Gently ease off.

**Precautions**

Not suitable for use as a primary dressing on deep wounds, or wounds that are moderately to heavily exuding. In such cases Suprasorb® F can be used as a secondary dressing to secure a primary dressing.

Where wound infection is suspected, treatment with antimicrobial dressings and/or antibiotics may be required. Suprasorb® F can be used as a secondary dressing to secure antimicrobial dressings.

**Wear time**

Intervals between dressing changes must be determined by the clinician, based on the condition of the wound and level of exudate.

**Ordering information**

**Suprasorb® F Film wound dressing**

*Individually sealed and sterile*

| Size (cm) | PIP Code | Ref Code | NHS SC Code | Pack contains |
|-----------|----------|----------|-------------|---------------|
| 5 x 7     | 214-5993 | 20461    | ELW628      | 100 singles   |
| 10 x 12   | 214-6009 | 20463    | ELW629      | 50 singles    |
| 15 x 20   | 214-7642 | 20465    | ELW630      | 10 singles    |

Call our Customer Care line: **08450 606707**  
 International enquiries: **+44 1283 576800**  
 or visit our website at: **www.Lohmann-Rauscher.co.uk**

M1378 V3.1



**Suprasorb® F**  
 Film wound dressing



**Key benefits**

- effective protection
- allows washing
- easy to inspect the wound
- flexible and breathable

**Indications**

Epithelialising superficial wounds, e.g.

- ulcers of various origins
- abrasions, dermabrasions and skin donor sites
- partial thickness burns

As a secondary dressing for extra protection and retention

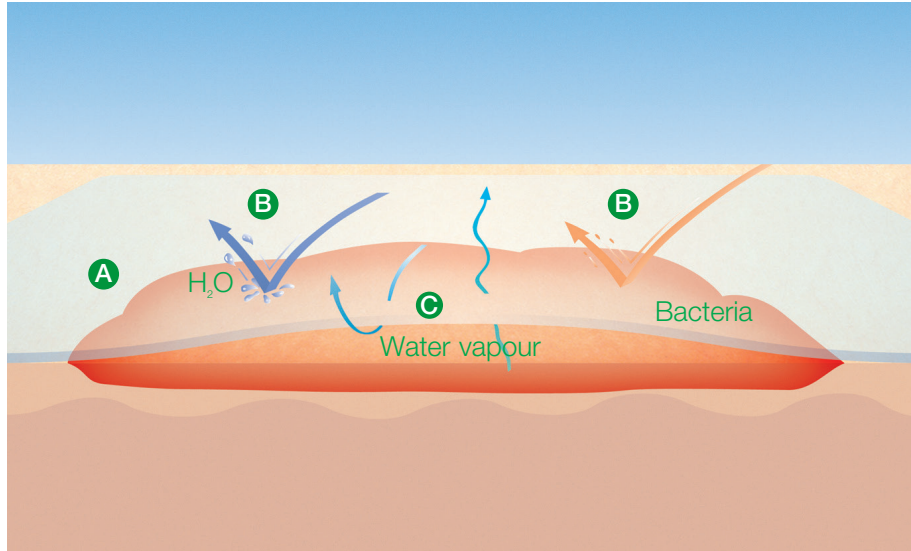
Protects wounds and secures dressings



# Suprasorb® F

## Film wound dressing

### How it works



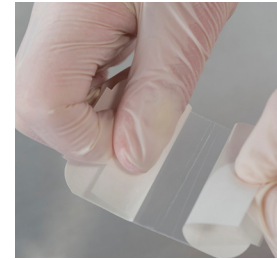
Transparent, semi-permeable polyurethane film:

- A** enables easy inspection of the wound
- B** repels bacteria and fluids to protect the wound and allow showering and washing
- C** surplus water vapour evaporates, to facilitate moist wound healing and for greater patient comfort

### How to use


#### How to apply the 5 x 7cm and 10 x 12cm dressings

Suprasorb® F has application tabs for ease of use



#### Step 1

Open out the white tabs and pull apart.



#### Step 2

Turn the product over and gently smooth onto cleansed skin.

Hold one of the white tabs and peel back the backing paper and smooth over the edges.

#### How to apply the 15 x 20cm dressing



#### Step 1

Unfold the film dressing. Peel back a small section of the backing paper, starting from the edge behind one of the red tabs.

Take care not to tear along the perforation.



#### Step 2

Smooth the exposed section of the dressing onto the cleansed skin.

Continue to peel back the backing paper gradually, smoothing the dressing onto the skin.



#### Step 3

Once the dressing has been applied, gently remove the red tabs along the perforations taking care not to tear the dressing

Smooth over the edges.