


For highly exuding venous leg ulcers:

- ① ② ③ Use the L&R 3 step Exudate Solution to reduce exudate levels and see healing progression



After a **4 week evaluation**, where **80% of the patients** had wounds of **12 month+ duration**, clinicians reported:

 **45% reduction** in pain scores

58% reduction in nurse visits

 **Wound size reduction**

Improved quality of life

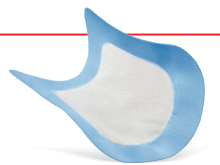
 **A weekly product cost saving of £145**



Grimmett-Bate et al. (2018) Poster presentation at Wounds UK conference

DID YOU KNOW?

Vliwasorb® Pro incorporates a smooth wound contact layer



Ordering information

Size (cm)	Wound pad (cm)	REF	PIP Code	NHS SC Code	Pack Contains
12.5 x 12.5	8.5 x 8.5	32 641	399-9893	EJA218	10 Singles
12.5 x 22.5	8.5 x 18.5	32 642	399-9901	EJA219	10 Singles
22 x 22	18 x 18	32 643	399-9919	EJA220	10 Singles
22 x 32	18 x 28	32 644	399-9927	EJA221	10 Singles



For further guidance please call our Customer Services Team on: **08450 606707** or visit: www.Lohmann-Rauscher.co.uk



 People.Health.Care.

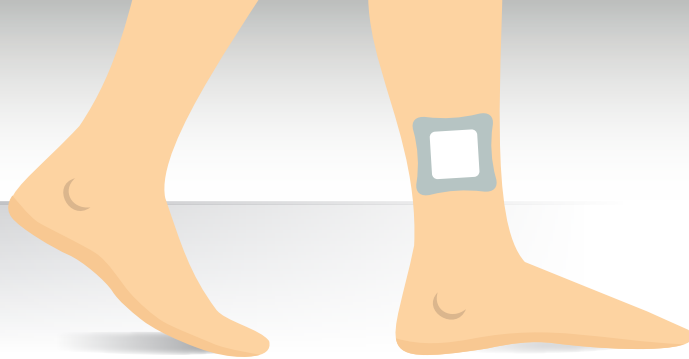
Getting the most out of Vliwasorb® Pro

Superabsorbent dressing for wounds with moderate to very high levels of exudate



M2647 V1.2

www.Lohmann-Rauscher.co.uk



Precautions for Vliwasorb® Pro



How to use Vliwasorb® Pro

1. Cleanse the wound and pat the edges dry.
2. Select the most appropriate shape and size dressing, and apply with the white side against the wound.
3. For cavity wounds, an appropriate dressing (e.g. gelling fibre or alginate) may be laid into the cavity before applying Vliwasorb® Pro.
4. Secure Vliwasorb® Pro against the wound, ensuring it keeps close contact to the wound contours. If compression is not required/inappropriate then an effective retention bandage should be used.



Vliwasorb® Pro will expand slightly as it absorbs exudate. **Do not** use for cavity wounds unless an appropriate cavity filler has been applied first.



Do not use Vliwasorb® Pro on lightly or non-exuding wounds. Step down to a less absorbent dressing when exudate levels reduce.



Do not cut or tear Vliwasorb® Pro.



There is **no need to use** an additional wound contact layer beneath Vliwasorb® Pro.

FREQUENCY OF DRESSING CHANGE



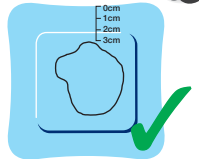
Vliwasorb® Pro may be left on the wound for several days, however this is dependent on the clinical condition of the wound and surrounding skin. The dressing should be changed when the absorbent capacity has been reached, or more frequently according to local pathways.

Top tips

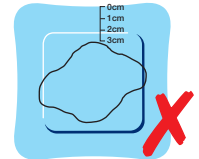


Selecting the most appropriate dressing

Size: Ensure the wound is entirely covered by the superabsorbent pad (at least 3cm from the edge of the dressing.)



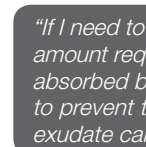
Consider the anatomy: Assessment of the area where the dressing will be applied will help determine the most appropriate shape to use.



PLACEMENT TIPS FROM THE EXPERTS



"I apply a rectangular dressing up the limb rather than around it when treating leg ulcers on the gaiter region."



"If I need to use emollients, I only use the amount required and ensure its well absorbed before applying Vliwasorb Pro, to prevent this becoming a barrier that exudate cannot pass through."

"I sometimes find that placing the dressing in a diamond shape, rather than square on, better ensures the superabsorbent area is directly over the wound."