

## Compression options during social isolation

To support the NHS to free up resource and avoid unnecessary physical contact, this guide aims to move as many patients as possible into self-care options. Some patients will still require bandaging, but the aim is to limit the number of these, and therefore the time spent bandaging.



Applied by **patient**

























Applied by a **family member or carer**



Applied by any **health care professional**



Applied by a **competent bandager**

Clinical considerations 	Low - moderate exudate 	Low - moderate exudate 	Moderate - high exudate 	Moderate - high exudate 	Lymphorrhoea 
Social factors 	No or low to moderate levels of oedema with no limb shape distortion	Reducible Oedema	No or low to moderate levels of oedema with no limb shape distortion	Reducible oedema	AND/OR significant limb distortion or deep skin folds
Patient is independent and has mobility. (Can apply own socks)	No oedema <b>Activa® Hosiery Kit</b> Low levels of oedema <b>ActiLymph® Hosiery Kit</b> 	<b>ReadyWrap®</b> 	<b>ReadyWrap®</b> with a backed Superabsorber* 	<b>ReadyWrap®</b> with a backed Superabsorber* 	<b>Actico®</b> inelastic bandage system** 
Patient has limited mobility and independence. Carers and/or family members provide essential care	No oedema <b>Activa® Hosiery Kit</b> Low levels of oedema <b>ActiLymph® Hosiery Kit</b> 	<b>ReadyWrap®</b> 	<b>ReadyWrap®</b> with a backed Superabsorber* 	<b>ReadyWrap®</b> with a backed Superabsorber* 	<b>Actico®</b> inelastic bandage system** 
Patient has limited mobility and independence but does not receive essential care from carers or family	No oedema <b>Activa® Hosiery Kit</b> Low levels of oedema <b>ActiLymph® Hosiery Kit</b> 	<b>ReadyWrap®</b> 	<b>ReadyWrap®</b> with a backed Superabsorber* 	<b>ReadyWrap®</b> with a backed Superabsorber* 	<b>Actico®</b> inelastic bandage system** 

If local guidance indicates and an ABPI cannot be recorded to achieve a full vascular assessment, consider the use of Activa Class 1 British Standard Hosiery to prevent further wound progression where appropriate, while awaiting ABPI (Best Practice Statement for the Holistic Management of Venous Leg Ulcer Ulceration, 2016)